

V5 / V6

Height Gauges for the Workshop



1.

INTRODUCTION

The vertical measuring instruments V5 and V6 are the descendants of the legendary V+ line, from which thousands of units have already been sold in workshops all over the world and are universally recognized for their easy use and their high quality.

Trimos was the first to offer vertical measuring instruments on the market more than 40 years ago. The V5 and V6 represent a consolidation of know-how accumulated over the years. The very legible display and the user-friendly functions offer exceptional comfort use. But that's not it: The V5 and V6 are equipped with a revolutionary displacement handwheel which offers its user the choice of the displacement mode of the measuring carriage, either manual or motor-driven. Each one of these modes, suffers from no compromise, which means that the user who prefers a manual instrument will not notice a difference with a classic manual instrument and the same applies to the motor-driven displacement. This innovation avoids having to make a difficult choice during the purchase and can accommodate multiple potential users with the same instrument.

- Measuring ranges 400, 700 and 1100 mm
- Extremely easy to use
- Electronically adjustable measuring force
- Manual or motor-driven displacement
- Standard probes up to 400 mm
- Vast range of accessories
- All adjustments possible without tools
- RS232 and USB interfaces
- Wireless data transfer (optional)

- A** Cast iron base for optimal stability
- B** Horizontal displacement handle with buttons for functions and air cushion
- C** Measuring carriage displacement handwheel. Manual or motor-driven mode.
- D** Interchangeable insert holder and probe
- E** Additional probe holder
- F** "Black Mask" display with user-friendly functions
- G** Easy balance adjustment system



2.

DIFFERENCES

V5

The design of the V5 with its side probe holders revives an old Trimos tradition: It enables measuring with long, robust probes guaranteeing an excellent repeatability.

V6

The V6 is of the same calibre as the V5. It's equipped with a more precise measuring system and enables the use of an electronic perpendicular probe.

3.

TECHNICAL DATA

V5		400	700	1100
Measuring range	mm (in)	407 (16)	711 (28)	1110 (44)
Measuring range with extension	mm (in)	719 (28)	1023 (40)	1422 (56)
Max. permissible errors, B_{MPE}	μm	$2.5 + L(\text{mm})/300$		
Repeatability, R_{MPE} (2s)	μm	2		
Frontal squareness deviation, S_{MPE}	μm	5	8	11
Maximal Resolution	mm (in)	0.001 (0.00005)		
Measuring force	N	0.75 ÷ 1.5		
Autonomy	h	12		
Interfaces		USB / RS232		
Air cushion		Yes		
Weight	kg	21	24	33

V6		400	700	1100
Measuring range	mm (in)	407 (16)	711 (28)	1110 (44)
Measuring range with extension	mm (in)	719 (28)	1023 (40)	1422 (56)
Max. permissible errors, B_{MPE}	μm	$2 + L(\text{mm})/400$		
Repeatability, R_{MPE} (2s)	μm	1 (\emptyset : 2)		
Frontal squareness deviation, S_{MPE}	μm	5	8	11
Maximal Resolution	mm (in)	0.0001 (0.000005)		
Measuring force	N	0.75 ÷ 1.5		
Autonomy	h	12		
Interfaces		USB / RS232		
Air cushion		Yes		
Weight	kg	21	24	33

The above values have been determined according to ISO 13225, with the standard measuring insert (TA-MI-101).

4.

APPLICATIONS AND FUNCTIONALITIES



Height Measurements

Height, thickness and chain of dimensions measurements




Diameter Measurements

Simultaneous display of diameter and centerline



Min/Max/Delta

The motorization guarantees a perfectly constant measuring force




Perpendicularity

Squareness measurements with electronic probe (V6)



Long Probes

Standard measuring inserts up to 400 mm, with excellent repeatability



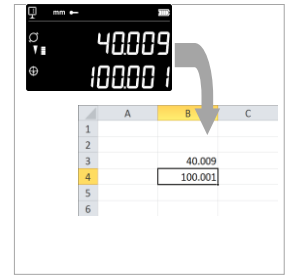
Handwheel

Instant switch from the manual to the motor-driven mode



Accessories

Very large range of accessories for any type of application



Interface

The data transfer via the USB, RS232 port or Wireless is very easy

